

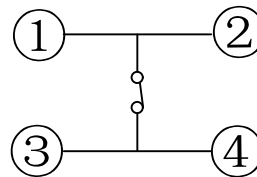
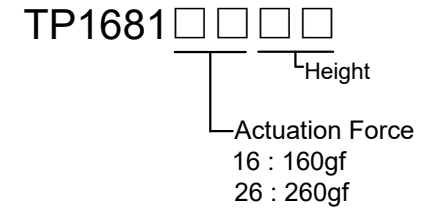
PCB. Welding diagram
PCB.焊接图

SPECIFICATION

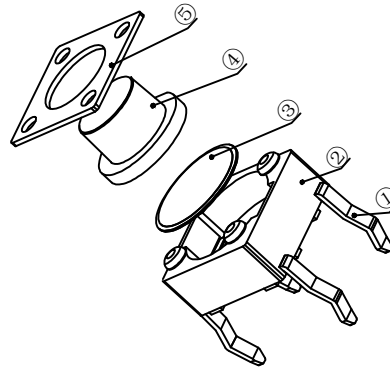
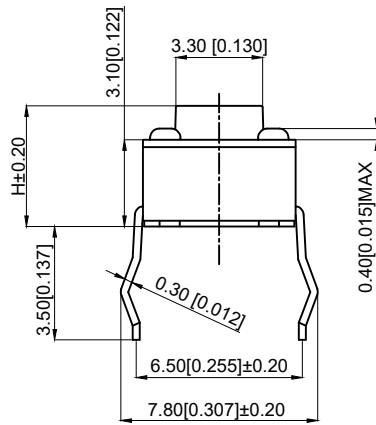
规范
Rating: 100mA.12V DC
额定值: 100mA.12V DC
Insulation resistance: ≥100MΩ
绝缘电阻: ≥100MΩ
Dielectric strength: 250V 50HZ 1 min
抗电强度: 250V 50HZ 1 min

Contact resistance: ≤100mΩ max
接触电阻: ≤100mΩ max
Travel: 0.25±0.1mm
行程: 0.25±0.1mm
Lifetime: 100000 times
寿命: 100000 times

Height	
43	4.3MM
50	5.0MM



Circuit diagram
电路图



NO 序号	Part name 部件名	Material 材料	QTY 数量	Remark 备注
5	Cover plate 盖板	SUS	1	
4	Stem 按钮	PA6T	1	Black 黑色
3	Shrapnel 弹片	SUS	1	Agplating
2	Base 基座	PA6T	1	Black 黑色
1	Pin 引脚	Brass 黄铜	1	Agplating

A4				
A3				
A2				
A1				
REV	DATE	REVISION	DESCRIPTION	ISSUE



COMMON TOLERANCE	
X.XX	± 0.10
X.X	± 0.15
X	± 0.25
ANGULAR	—

UNIT	MM	PROJECTED		PRODUCT NAME: TP1681 □□□□
DRAWN BY	SHUHAO	CHECKED BY	COCO	MODEL NO:
DATE	2019	APPROVAL B	ALEN	Https: www.rocpcu.tw
ROCPCU TECHNOLOGY CO.,LTD				
Copies are issued in strict confidence and shall not be reproduced or copied, or used as the basic of manufacture or sale of apparatus without permission				